

# **Scottish Paediatric Renal Urology Network**

## **Antenatally Detected Renal Anomalies**

### **Teaching Session**

### **Evaluation Report**

**June 2022**

The Scottish Paediatric Renal Urology Network (SPRUN) hosted a Research & Latest News Teaching session on Tuesday 28<sup>th</sup> June 2022. Results from the evaluation are as follows.

There were 26 delegates in attendance. Evaluations were received from 7 attendees giving a response rate of 27%.

Figure 1 - Designations and Figure 2 - Health Boards below show the designations and Health Boards of respondents.

Figure 1 - Designations

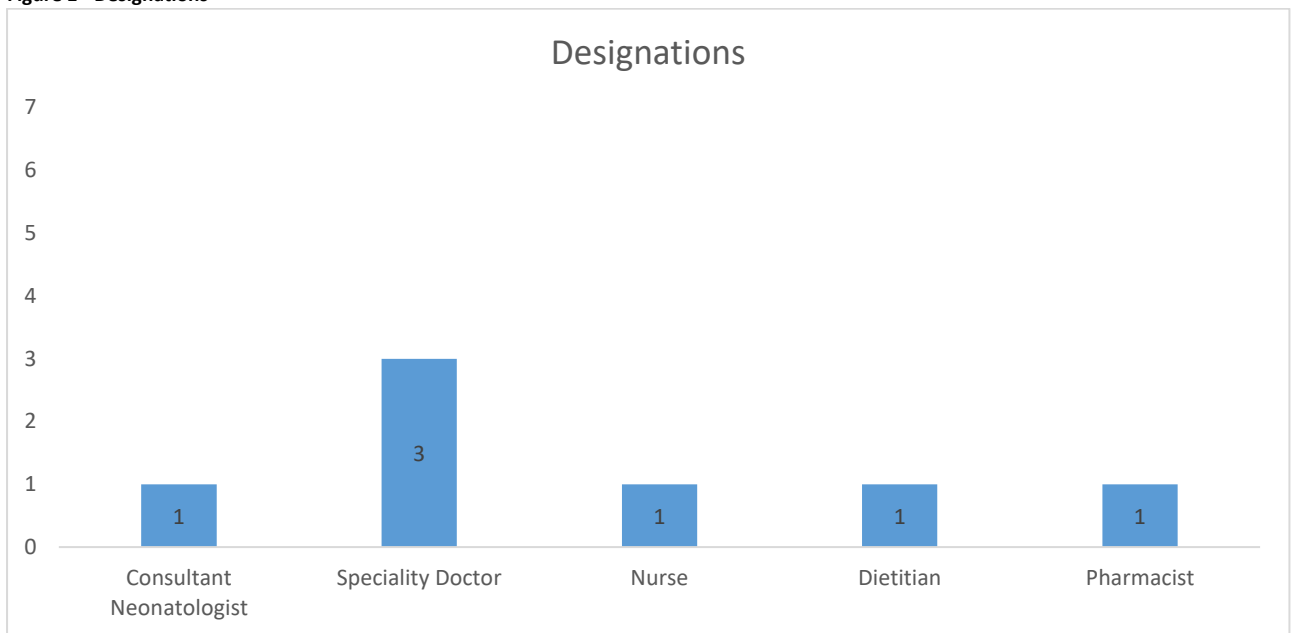
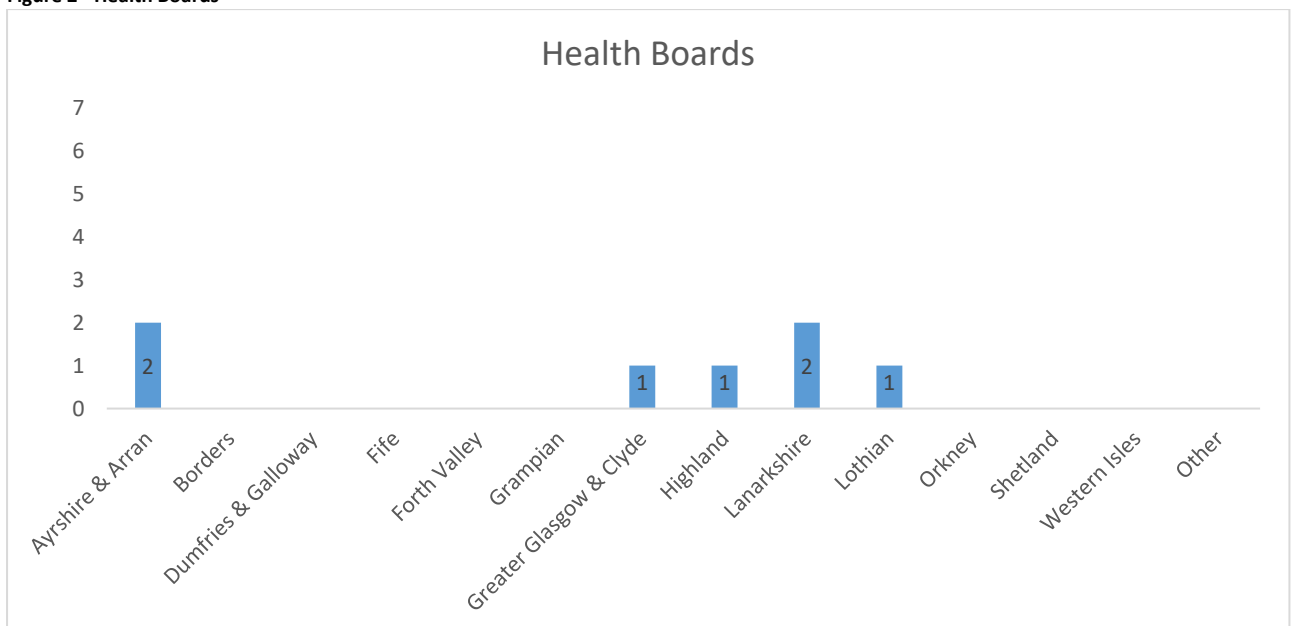


Figure 2 - Health Boards



The objective of this event was to provide up to date education/information for professionals around antenatally detected renal anomalies. Attendees were asked if this objective had been met and to also rate the presentations.

Figures 3 and 4 show the responses received.

Figure 3 - Objective Met: Providing Up to Date Education/Information

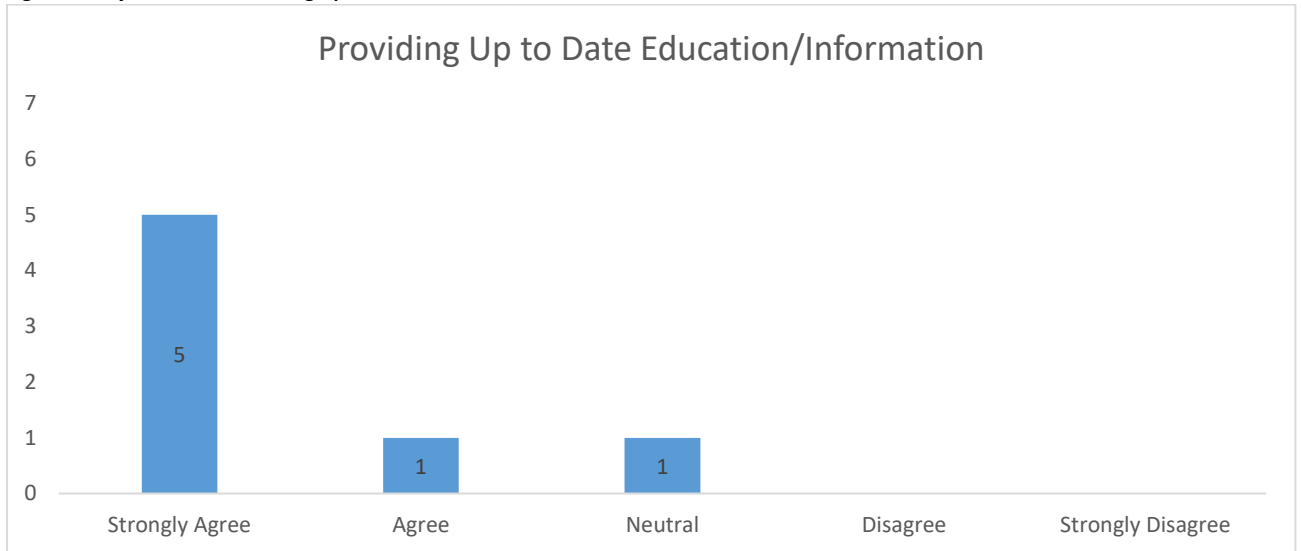
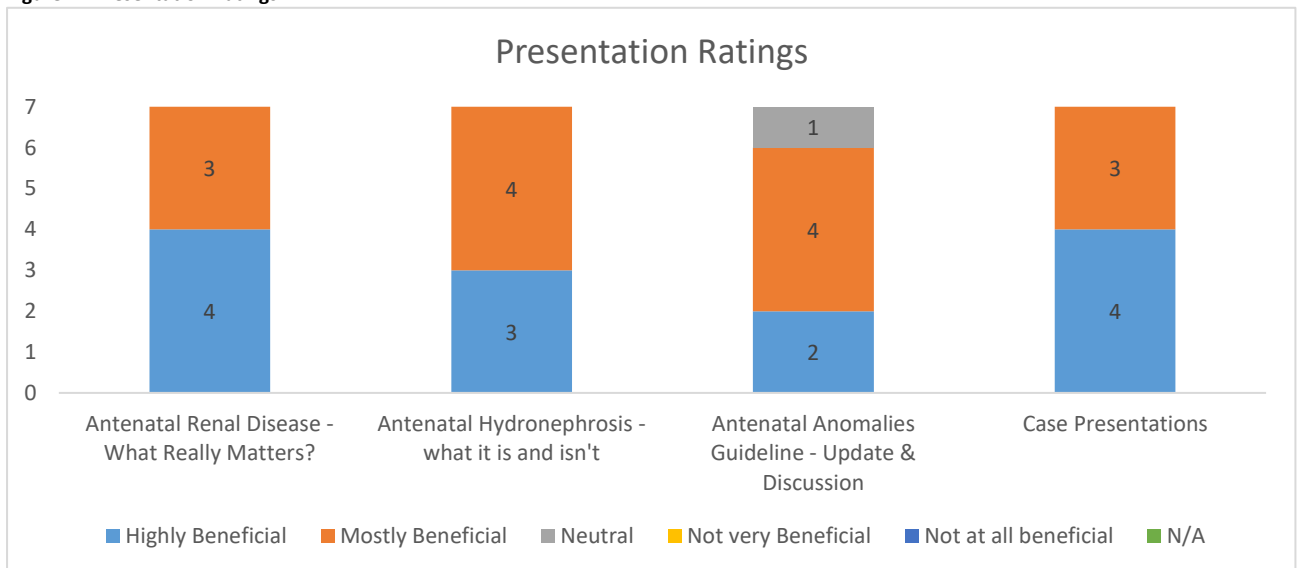


Figure 4 - Presentation Ratings



### Additional Benefits

Participants were asked what they had gained as a result of attending this event. The general consensus was that the event had provided a lot of useful information, improved knowledge/understanding in relation to clinical trials, research and new medications.

A few quotes are noted below:

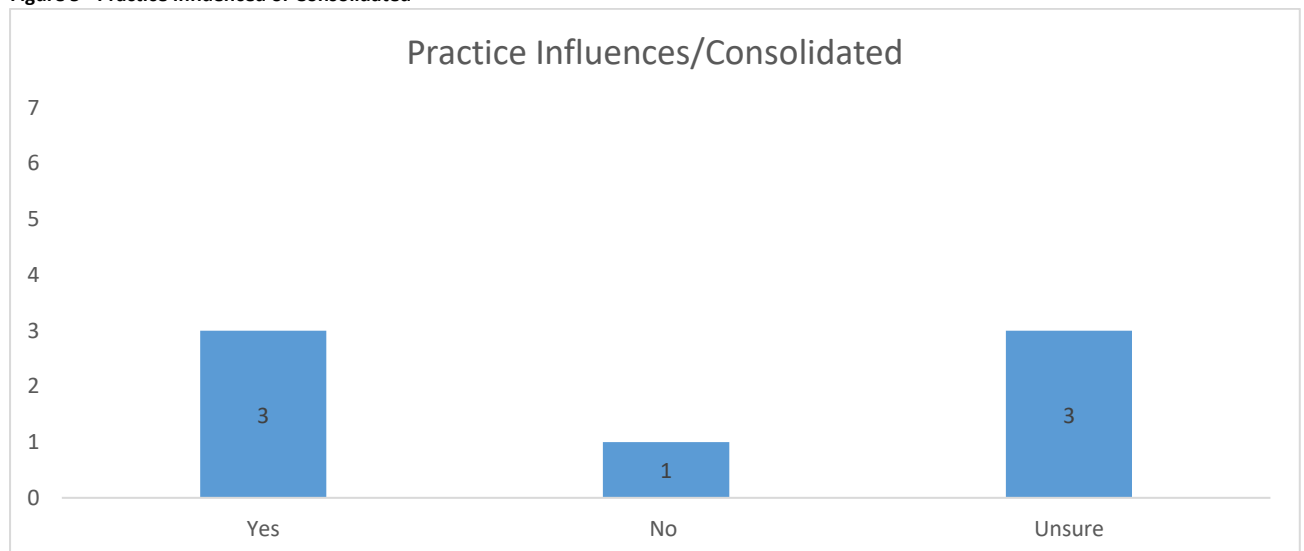
- “Up date - New Guideline.”

- *“A better understanding of fetal renal physiology and what to look out for when finding renal anomalies on antenatal scans.”*
- *“... specialist interest is Palliative Medicine and found the updates on diagnosis and management prior to possible involvement of palliative care teams really helpful. ... would be keen to discuss further the role of palliative services in such cases.”*
- *“A clearer understanding of antenatal diagnosis and the information and counselling the families receive.”*
- *“...really had very little grasp of the importance of kidney development to fetal lung development! On reflection, it makes perfect sense, but it isn't an area have ever had any education in.”*

### Practice Influenced or Consolidated

Participants were asked if their practice had been influenced or consolidated by attending the event. An equal split of 43% of respondents indicated that their practice was either influenced/consolidated or were unsure if this was the case. The remaining 14% had informed that their practice had not been influenced/consolidated as a result of attending this event. Results are also demonstrated in Figure 5 - Practice Influenced or Consolidated.

Figure 5 - Practice Influenced or Consolidated



Participants were asked how their practice would change as a result of attending this event and points are noted as below:

- *“Follow new guidance.”*
- *“Can advise colleagues more confidently with regards to interpretation of common, uncomplicated renal findings on antenatal scans and look forward to the revised guideline for further introspection and improvement on my practice.”*
- *“...think just more awareness/empathy towards families which will impact on rapport for, what can be, long term patients.”*
- *“Still awaiting a discussion document to agree the management of antenatally detected anomalies.”*
- *“...now have a better understanding of the importance of antenatal diagnosis of renal anomalies, but also the possible inaccuracies.”*

### Additional Comments

Additional comments are as noted below:

- *“Great event, pitched at the right level for the MDT- thanks!”*

### **Summary & Conclusion**

There were 26 delegates who attended. 7 responses were received to the evaluation giving a response rate of 27%. The lower evaluation response rate was suspected to be because of the summer holiday season.

The vast majority of respondents (86%) indicated that the overall objective of providing up to date education/information had been met whilst 14% remained neutral. Between 86% - 100% of respondents found each of the presentations (including questions & discussions) either highly or mostly beneficial with 14% remaining neutral for one of the sessions. The reason for this was suspected to be whether or not the teaching session was the correct forum for guideline discussion.

Following new guidance, increased knowledge/understanding of antenatal scanning, diagnosis and what to be aware were the main themes around changes to practice. Increased empathy for families/patients was also stated.

Overall, the event was a great success. SPRUN will review all feedback, explore how it can be utilised to shape and further improve future events.

### **Recommendations**

- No recommendations were proposed.